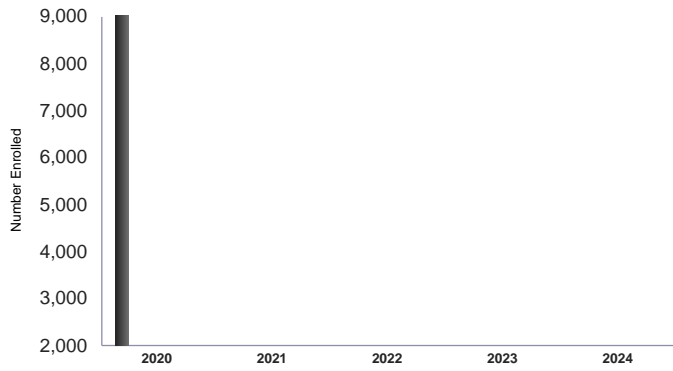




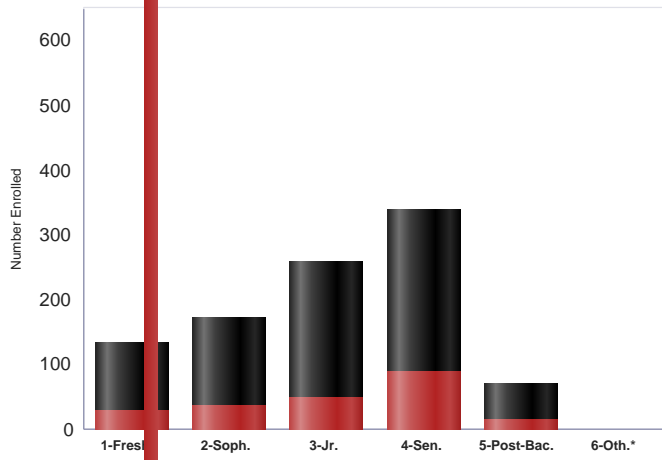
**Undergraduate Enrollment, Fall 2020-24**



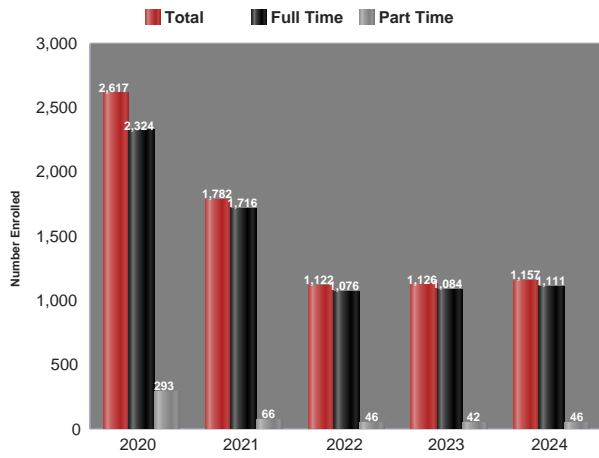
**Undergraduate Enrollment by Classification and Gender, Fall 2024**

**Undergraduate Adult Learners by Classification and Gender, Fall 2024**

**Undergraduate Adult Learners by College, Fall 2024**



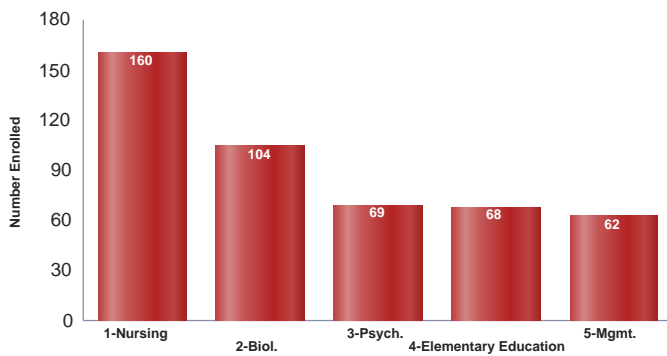
**First-Time Freshmen Enrollment, Fall 2020-24**



**First-Time Freshmen Enrollment by Gender and Ethnicity, Fall 2024**

Ethnicity	Female	Female %	Male	Male %	Total	Total %
American Indian or Alaska Native	1	0.1%	0	0.0%	1	0.1%
Asian	14	1.7%	9		23	2.0%
Black or African American	311	38.1%	104	30.5%	415	35.9%
Hispanic	115	14.1%	54	15.8%	169	14.6%
Multiracial	34	4.2%	14	4.1%	48	4.1%
Unknown	9	1.1%	6	1.8%	15	1.3%
White	332	40.7%	154	45.2%	486	42.0%
<b>Total</b>	<b>816</b>	<b>100.0%</b>	<b>341</b>	<b>100.0%</b>	<b>1,157</b>	<b>100.0%</b>

**First-Time Freshmen by 5 Largest Declared Primary Majors, Fall 2024**



**First-Time Freshmen Enrollment by Primary College, Fall 2024**